

# Financial Aid Overview

2020-2021

Haines City High School





What is  
your plan  
after high  
school?

---

Enrollment-Attend a 2 or 4 year college /university or technical school

---

Enlistment-Enlist with a branch of the military, active or reserve

---

Employment-Full time employment

# Enlistment

- Speak with recruiters
- Research the six branches of the military
- Plan to sign up for the ASVAB when given on campus



# Employment

- Begin creating a resume
- Look for opportunities to learn more about your career path
- Practice completing job applications



# Enrollment


What is financial aid?

Any college funding that doesn't come from family or personal savings or earnings. It can take the form of **grants**, **scholarships**, **work-study** jobs, and federal or private **loans**.

Can be **need based**-Awarded based on FAFSA information

Can be **merit based**-Awarded based on test scores, grades, and/or GPA

# Financial Aid terms to know

- COA-Cost of attendance- average annual cost to attend a particular college or university. It includes tuition and fees, room and board, books, supplies, and other expenses
  - SAR-Student Aid Report-electronic document that gives basic information about your eligibility about for federal student aid
  - EFC-Expected Family Contribution- an index number that college financial aid staff use to determine how much financial aid you would receive if you were to attend their school
  - FAFSA-Free application for Federal Student Aid
  - FSA ID-username and password that gives you access to Federal Student Aid's online system and serves as your legal signature
  - FFAA-Florida Financial Aid Application
- 

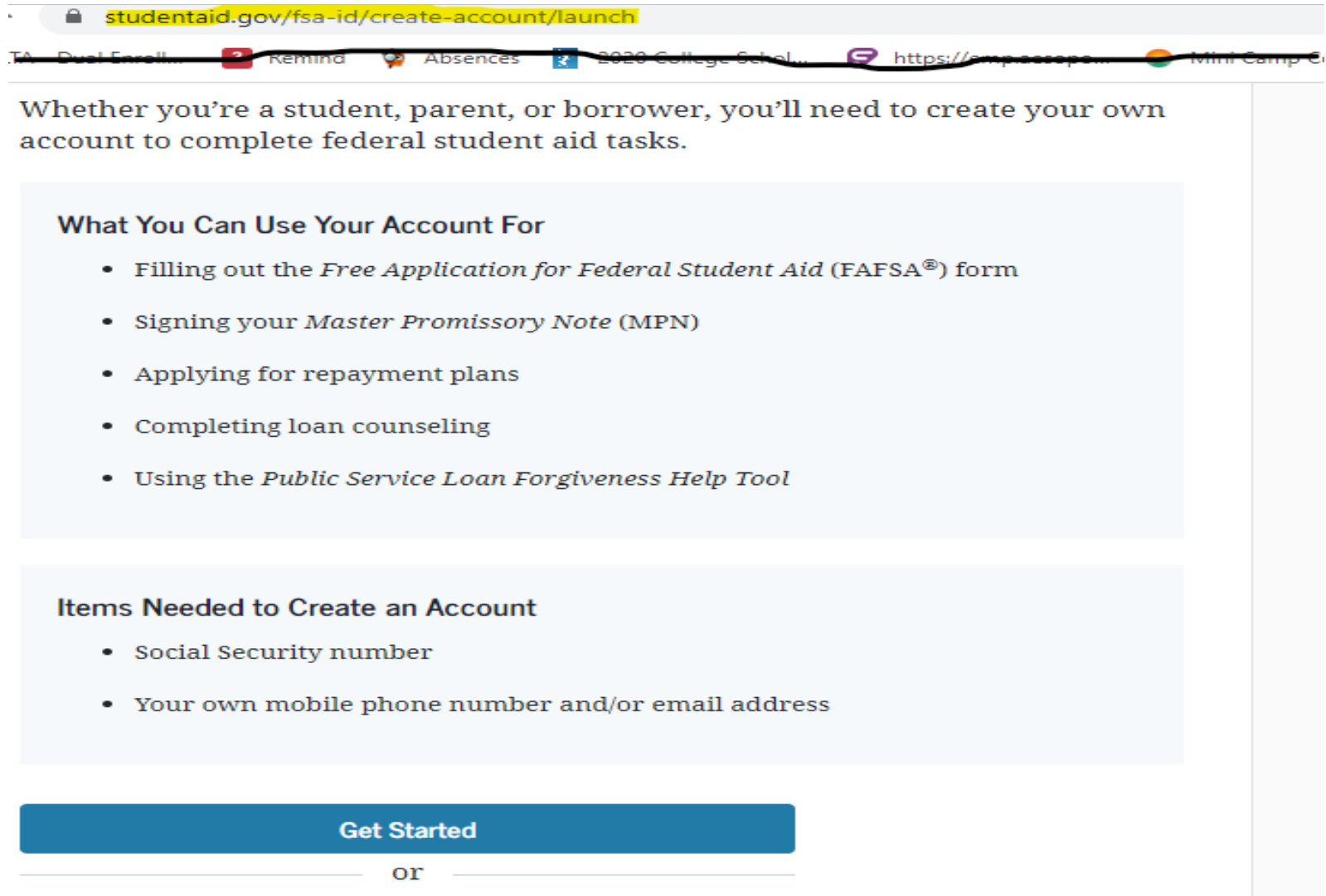
# FAFSA

- Largest source of student aid. Distributed and processed by the US Department of Education
  - School year 2021-2022 FAFSA opens October 1, 2020
  - Use 2019 taxes to complete
  - Must be completed annually
  - Use the IRS data retrieval tool to import

To complete the *Free Application for Federal Student Aid (FAFSA®)*, you will need:

- Your Social Security Number
- Your Alien Registration Number (if you are not a U.S. citizen)
- Your federal income tax returns, W-2s, and other records of money earned. (**Note:** You may be able to transfer your federal tax return information into your FAFSA using the IRS Data Retrieval Tool.)
- Bank statements and records of investments (if applicable)
- Records of untaxed income (if applicable)
- An FSA ID to sign electronically.
- If you are a [dependent student](#), then you will also need most of the above information for your parent(s).

# Step one-Create an FSA ID



The screenshot shows a web browser window with the URL [studentaid.gov/fsa-id/create-account/launch](https://studentaid.gov/fsa-id/create-account/launch) highlighted in the address bar. Below the browser window, the page content includes a heading, a paragraph, two sections with bulleted lists, and a button.

Whether you're a student, parent, or borrower, you'll need to create your own account to complete federal student aid tasks.

**What You Can Use Your Account For**

- Filling out the *Free Application for Federal Student Aid (FAFSA®)* form
- Signing your *Master Promissory Note (MPN)*
- Applying for repayment plans
- Completing loan counseling
- Using the *Public Service Loan Forgiveness Help Tool*

**Items Needed to Create an Account**

- Social Security number
- Your own mobile phone number and/or email address

**Get Started**

or

Create one for parent  
and one for student

Go to

<https://studentaid.gov/fsa-id/create-account/launch>



# Step 2: Open the FAFSA Application

Go to <https://studentaid.gov/h/apply-for-aid/fafsa>

The screenshot shows the homepage of the Federal Student Aid website. At the top, there is a navigation bar with the text "An official website of the United States government" on the left, "Help Center" and "English | Español" on the right. Below this is the "Federal Student Aid" logo, with "AN OFFICE OF THE U.S. DEPARTMENT OF EDUCATION" underneath. To the right of the logo are four menu items: "UNDERSTAND AID", "APPLY FOR AID", "COMPLETE AID PROCESS", and "MANAGE LOANS", each with a downward arrow. A search icon is located to the right of these menu items. The main content area has a dark teal background with white text. On the left, it says "Complete the FAFSA® Form" in large letters, followed by a green underline and the text "Use the *Free Application for Federal Student Aid* (FAFSA®) form to apply for financial aid for college or graduate school." On the right, there are two sections: "New to the FAFSA® Process?" with the text "Completing the FAFSA form is free. Fill it out now." and a "Start Here" button; and "Returning User?" with the text "Correct info | Add a school" and "View your *Student Aid Report* (SAR)", followed by a "Log In" button.

An official website of the United States government. Help Center English | Español

Federal Student Aid  
AN OFFICE OF THE U.S. DEPARTMENT OF EDUCATION

UNDERSTAND AID ▾ APPLY FOR AID ▾ COMPLETE AID PROCESS ▾ MANAGE LOANS ▾

## Complete the FAFSA® Form

Use the *Free Application for Federal Student Aid* (FAFSA®) form to apply for financial aid for college or graduate school.

### New to the FAFSA® Process?

Completing the FAFSA form is free. Fill it out now.

Start Here

### Returning User?

Correct info | Add a school

View your *Student Aid Report* (SAR)

Log In

# Questions asked on the FAFSA

- <https://studentaid.gov/sites/default/files/2020-21-fafsa-worksheet.pdf>
- You will be completing the 2021-2022 school year FAFSA
- This covers students entering college summer 2021 through Spring 2022
- Use your 2019 tax information
- **USE THE IRS DATA RETREIVAL TOOL TO INPUT INFORMATION DIRECTLY INTO THE APPLICATION**

# What happens after I submit the FAFSA?

The student will receive a confirmation email and SAR with the EFC listed

Know this number “0” EFC= Full Pell Grant amount


16

**NYFF**

## Student Aid Report (SAR)

- Provides basic information about federal student aid eligibility
- Received (after you submit the FAFSA) via email within 3-5 days if you provided an email address
  - Received via mail within 7-10 days if you did not provide an email address
- Correct errors, if needed
- Will contain an expected family contribution (EFC)
  - Assists institutions in the financial aid award packaging process
- **COA-EFC=Financial need**


Financial Aid Overview-2019

 FLORIDA DEPARTMENT OF EDUCATION  
fldoe.org

Cost of attendance less expected family contribution = financial need

# What other financial aid should I apply for?

Application opens October 1, 2020




18

**NyFF**

## Florida Financial Aid Application (FFAA)

- The Florida Financial Aid Application opens **October 1\*** of the senior year
  - Apply early - must be completed prior to August 31 of high school graduation year
- One application is used for multiple programs, not just the Florida Bright Futures Scholarship Program
  - Must log-in to check status, online notifications and award history

Financial Aid Overview-2019



FLORIDA DEPARTMENT OF  
**EDUCATION**  
fldoe.org

[www.floridastudentfinancialaid.org](http://www.floridastudentfinancialaid.org)

# Why should I apply to this program?



20

**NyFF**

## Need-Based Programs

- Florida Student Assistance Grant (FSAG)
- Florida Work Experience Program (FWEP)

## Tuition Assistance Programs

- Access to Better Learning and Education (ABLE)
- William L. Boyd, Effective Access to Student Education Grant Program

Financial Aid Overview-2019



FLORIDA DEPARTMENT OF  
**EDUCATION**  
fldoe.org



21

**NyFF**

## Merit-Based Programs

- Bright Futures (BF)
  - Student Handbook
  - Chart of Eligibility and Award Criteria
- Benacquisto Scholarship

Financial Aid Overview-2019



FLORIDA DEPARTMENT OF  
**EDUCATION**  
fldoe.org

# How do I apply?

Go to

<https://www.floridastudentfinancialaidsg.org/SAPHome/SAPHome?url=home>

19

**NYFF**

**FFAA-**

OSFA  
Office of Student Financial Assistance

**Florida Student Scholarship Grant Programs**

Login

**GRADUATES**  
NEXT EXIT

**College**  
Just Ahead

**First-Time Applicants**

Students must submit a completed Florida Financial Aid Application (FFAA) to OSFA for programs denoted by an asterisk (\*). In order to apply for State Scholarship & Grant Programs, a student must first [Create a Student Account](#). After logging into your account, you may proceed to complete the FFAA.

**Eligible Institutions**

High Schools:  
Verify if your high school is a participating Florida public or private high school.

Postsecondary Institutions:  
Verify if the postsecondary institution you are planning to attend is eligible to disburse state aid.

**State Scholarship and Grant Programs**

- Access to Better Learning and Education Grant
- Seneca State Scholarship Program (SAG)
- Bright Futures Scholarship\*
- Effective Access to Student Education
- First Generation Matching Grant
- Florida Farmworker Student Scholarship\*
- Florida Student Assistance Grant - Career Education
- Florida Work Experience Program
- Iredell-Martin Scholarship Challenge Grant\*
- Mary McLeod Bethune Scholarship
- Minority Teacher Education Scholarship
- Rosewood Family Scholarship\*
- Scholarships for Children and Spouses of Deceased or Disabled Veterans\* (Award Amounts)

**FLORIDA DEPARTMENT OF EDUCATION**  
fldoe.org

# Bright Futures Requirements & Information

- <https://www.floridastudentfinancialaidsg.org/PDF/FAS-FMS.pdf>

TYPE	High School Course Credits	High School Weighted GPA	ACT/SAT Scores	Service Hours
FAS	4-English 4-Math 3 Natural	3.50	ACT 29 SAT 1330	100
FMS	Science 2 World Language	3.00	ACT 25 SAT 1210	75

# Next steps

- Create an FSA ID for yourself and have a parent create one
  - Begin collecting the documents needed to complete the FAFSA
  - APPLY, APPLY, APPLY!!!!
  
  - Questions about either application?
    - Join our Q & A session October 7, 2020 from 6-7pm
  - Join Zoom Meeting
    - <https://us04web.zoom.us/j/75373387217?pwd=WXMmTTMvYUUYvSUI1cUprQ29iR1FEZz09>
    - Meeting ID: 753 7338 7217
    - Passcode: V75Jac
- 